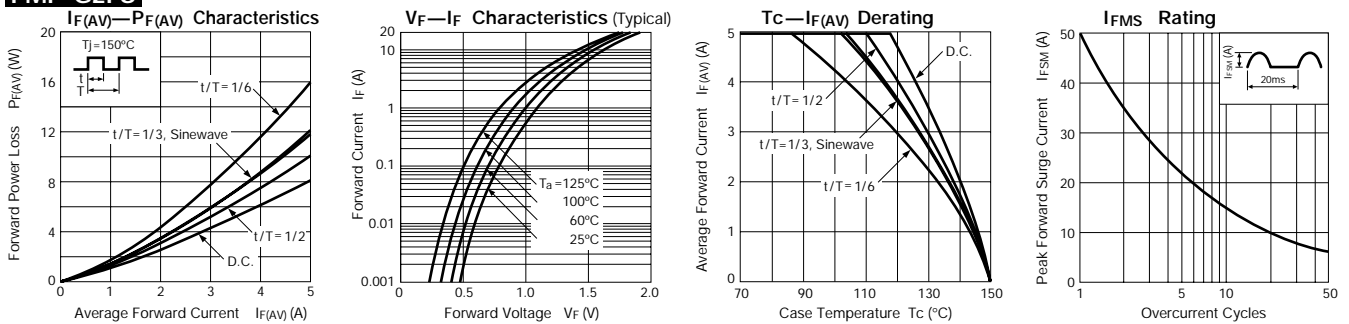


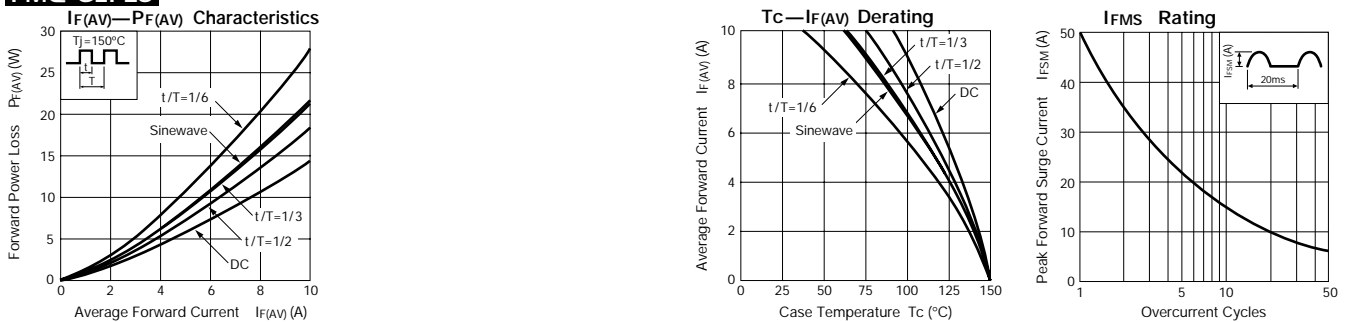
Damper Diodes (For Display)

Parameter Type No.	Absolute Maximum Ratings					Electrical Characteristics (Ta=25°C)							Others				
	V _{RM} (V)	I _{F(AV)} (A)	I _{FSM} (A)	T _J (°C)	T _{stg} (°C)	V _F (V)		I _R (μA)	I _R (H) (μA)	t _{rr} (1) (μs)	t _{rr} (2) (μs)	R _{th(j-ℓ)} (°C/W)	Mass (g)	Fig.	Remarks		
						max	I _F (A)									V _R = V _{RM} max	V _R = V _{RM} Ta=100°C max
FMP-G2FS	1500	5.0	50	-40 to +150		2.0	10.0	50	500 (T _J =150°C)	0.7	500/500	0.3	4.0	2.1	Ⓐ		
FMQ-G2FLS						1.8											1.2
FMQ-G2FS						2.8											0.5
FMQ-G5FMS						2.4											0.2
FMQ-G5GS	1700	10.0				2.7	100		500	0.5	500/1000	0.2	2.0	6.5	Ⓑ		
FMP-G5HS	1800					2.0										8.0	25
RG 2A2	1300	0.5	5	-40 to +150		3.5	0.5	100	500	0.1	100/100	0.05	100/200	12.0	0.6	Ⓒ For Compensation	
RC 3B2	1600	1.0	20			3.6				1.0	0.07	500/500	0.035	500/1000	10.0	1.0	Ⓓ

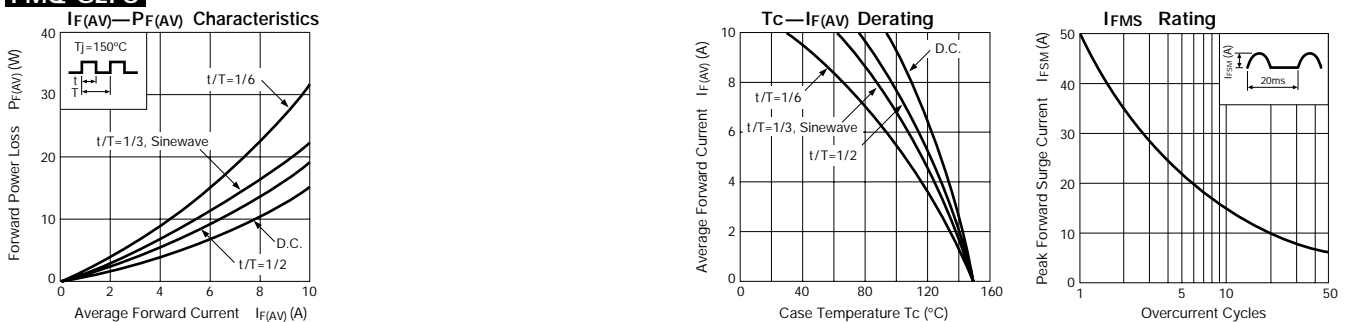
FMP-G2FS



FMQ-G2FLS



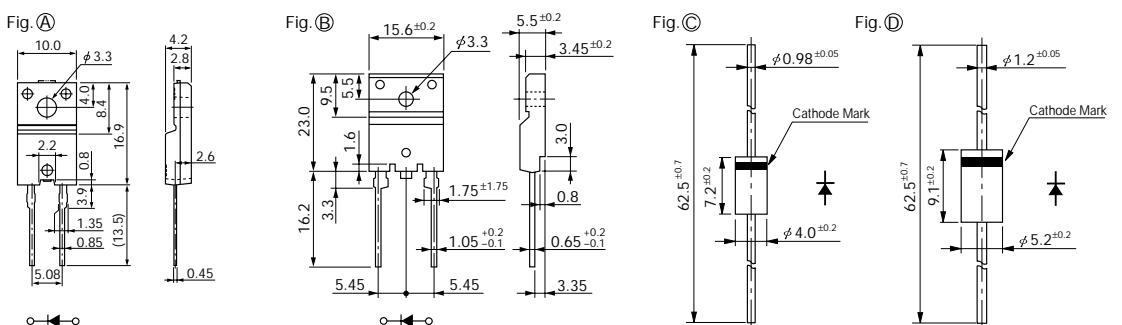
FMQ-G2FS



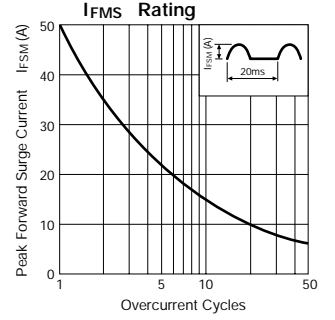
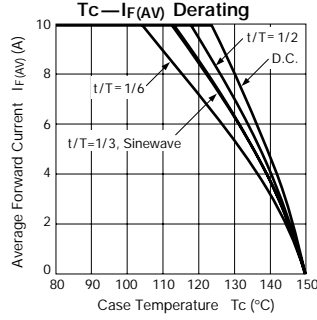
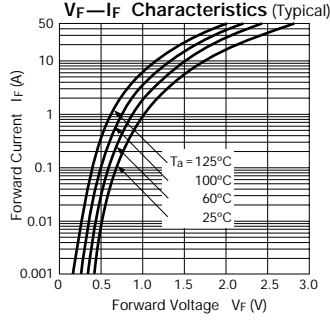
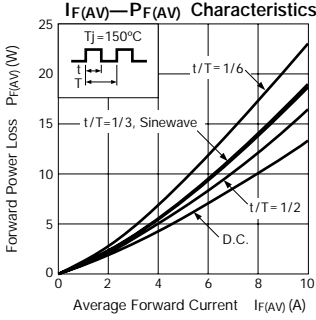
External Dimensions

(Unit: mm) (Full-mold)

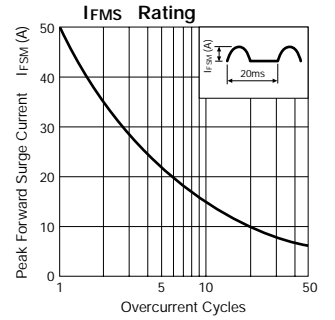
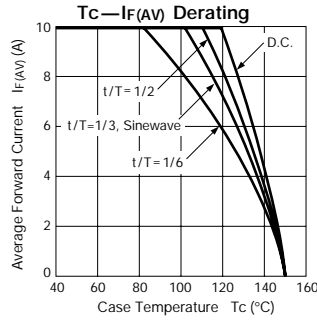
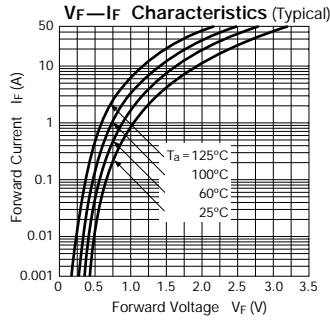
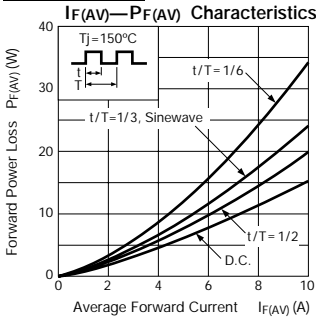
Flammability:
UL94V-0 or Equivalent



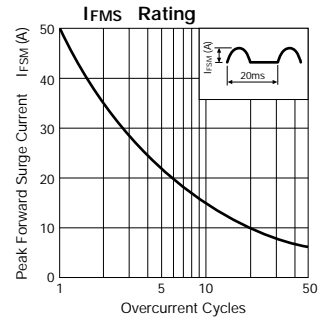
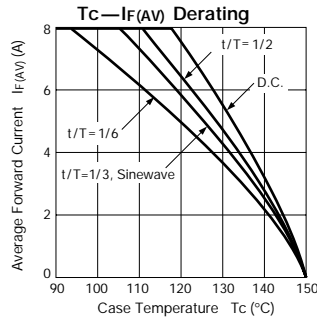
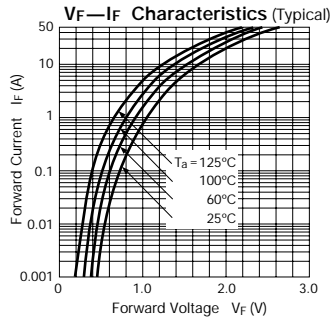
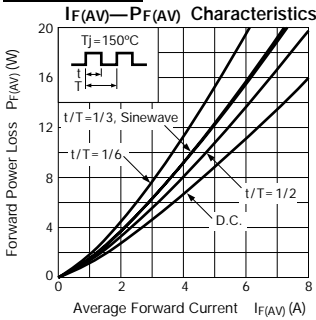
FMQ-G5FMS



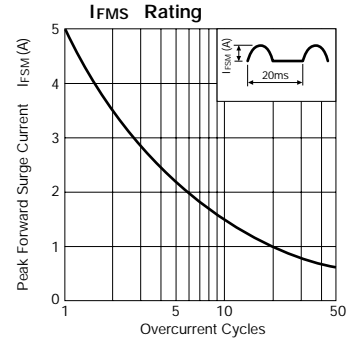
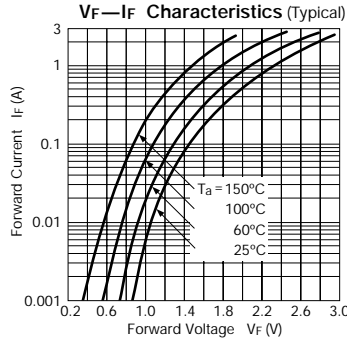
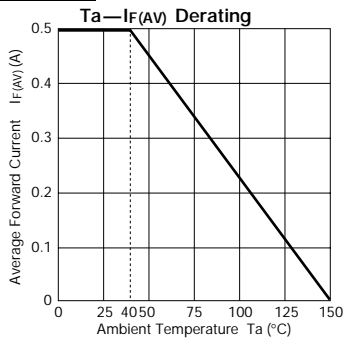
FMQ-G5GS



FMP-G5HS



RG 2A2



RC 3B2

